



Horseheads Central School District

Golden Star Gazette

March 2017

Gardner Road Elementary School

541 Gardner Road, Horseheads, New York 14845 (607) 739 – 6347
ppatterson@horseheadsdistrict.com




Dear Gardner Road Families-

Welcome to March! It is amazing that we are coming upon spring later this month. This past month we had many wonderful events for our students to partake in including the launch of book and art club, talent show (view full video on Facebook), Valentine's Day, 100th Day and lots of learning in or classrooms. We start March out by celebrating Dr. Seuss' birthday with dress up days and a bracket challenge for the best Dr. Seuss book. Check out a great website to honor Dr. Seuss at <http://www.seussville.com/>. This month will bring our 3rd marking period to a close as well. Our PTO will host our annual bowling night on the 24th! Universal pre-kindergarten registration will be March 21st and 22nd at the district office. It's not too late to register a kindergarten student, just call the main office.








Last month I launched the principal's page on the Gardner Road website. Feel free to visit it for updated information, pictures and videos that highlight learning at school <https://www.smore.com/0mmjd>. This month I added a link to my [blog post](#) on how parents can harness technology tools we use in school, at home. This includes information on helping your child be a digital citizen and using social media tools appropriately. See the graphic below for more information.

As always, we look forward to seeing you in our school. Please contact me if you have any questions, thoughts or would just like to chat.

Your Partner in Education,


Patrick Patterson - Principal

7 Digital Citizenship Rules
by @TopDogTeaching

1. I am building my digital footprint every day. 
2. I will make safe and appropriate choices while on my device. 
3. I will keep my private information private. 
4. I will be respectful of myself and others while on my device. 
5. I will never share my passwords. 
6. I will report any and all bullying I see while on my device. 
7. I will always give credit to sources I use. 

@sylviaaduckworth



Inside the Gazette:

Page 2:

Main Office Updates
4th to 5th Transition
Infrastructure & Budget Sessions

Page 3

#LearningatGR Home Connection

Page 4

Snapshots of Learning

Page 5

Talent Show Highlights

Page 6:

Character Corner
School Mission, Vision & Beliefs

Included in the Online Newsletter:

Lunch Menu
March Calendar
GRPTO Newsletter
Home & School Connections
BackPack Program

GENERAL INFORMATION:

Gardner Road School Hours

8:00 a.m. to 2:25 p.m.

Tardy Bell – 8:15 AM

Gardner Road Office Hours

7:30 a.m. to 3:30 p.m.

Elementary Lunches (K-6)

Breakfast: \$ 1.25

Lunch \$ 2.10

Moishe's Quote of the Month:

The world is changed by ordinary people living out big love. [Kid President](#)

Main Office Updates:

Class Placements for the 2017-2018 School Year:

In the near future we will begin to look at classroom placements for the year 2017 – 2018. We use a team approach for class placements and it is a long process. As you might imagine, we must take many things into consideration when making placements. We welcome your input on the learning environment your child learns best within and you are welcome to share this in a letter to me. Please do not include in your letter a request for a certain teacher as we do not honor these requests. Please know that we do value parent input and if you have any information about your child you want us to consider during placement, please put it in writing and drop it off to the main office by Friday, April 28, 2017.

2017-18 Budget Development Calendar:

March 9, 2017 - 6pm, Erin Town Hall – Budget Workshop

March 23, 2017 - 6pm, Multi-Media Center - Board of Education Meeting

April 6, 2017 - 6pm, Multi-Media Center – Budget Workshop

April 19, 2017 (Wednesday) - 6pm, Ridge Road – Board of Education Meeting The board will adopt the budget to be offered to voters at this meeting.

May 4, 2017 - 6pm, Multi-Media Center – Public Hearing on the 2017-18 Proposed Budget

May 8, 2017 - 7pm, Multi-Media Center – Candidates' Forum

May 16, 2017 - 7am - 9pm, Big Flats/Ridge Road/High School - School Budget Vote/Board of Education Election

Horseheads 2030

Infrastructure Discussions

All district residents are welcome to attend meetings related to the physical infrastructure of the Horseheads district as part of Horseheads 2030, a comprehensive capital project to improve the education and infrastructure of the district. These meetings will focus on the district's buildings and grounds.

All meetings are open to the public and will be held at 7pm in the Horseheads High School Auditorium. Here is the schedule:

February 28	7pm	Auditorium
March 16	7pm	Auditorium
March 27	7pm	Auditorium
April 26	7pm	Auditorium
May 11	7pm	Auditorium
May 30	7pm	Auditorium



Questions about Horseheads 2030? Visit www.horseheadsdistrict.com, call (607) 739-5601, x4295, or email bcsdinfo@horseheadsdistrict.com.

INTERMEDIATE SCHOOL PLACEMENT INFORMATION FOR 5TH GRADE

4th grade families are invited to attend the Intermediate School's Parent Presentation on March 20th at 6pm in the middle school cafeteria. There will be a brief presentation for 4th grade families and opportunities to take a self-guided tour around the school afterwards. More details will be coming home soon from the Intermediate School. The Intermediate School will soon be completing 2017-2018 classroom placements for students. They create class selections with the intent to achieve a mix of students by ability, gender, personality, and individual special needs. While they are unable to honor specific requests for teachers, we value your input from a parent's perspective. If you have specific information about your child's needs which should be taken into consideration or a specific previous personal experience, please put them in writing and send them to the Intermediate School by Friday, April 7th. The Intermediate School looks forward to working with you to ensure your child's academic success!



Summer Self-Guided Tours:

August 24th 10:00 – 11:30

August 28th 6:00 – 7:00

To report child abuse or neglect call toll free 1-800-342-3720 or ocfs.ny.gov/main/cps



Proud Supporter of
School Matters!




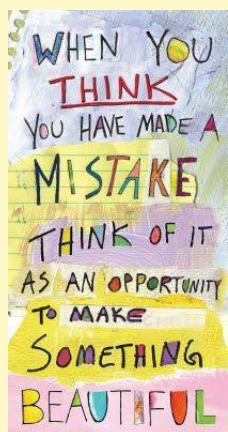
Attend Today, Achieve Tomorrow

#LearningatGR Home Connection – Edition 3:

This month we have highlighted growth mindset in our school the last few months. We believe that building a growth mindset in learning will help all of our Golden Stars learn even better. In January we were visited by Dr. Grit who taught us about the importance of ‘productive struggle.’ This is described as the learning moment that is challenging for a student. When a student is engaged in ‘productive struggle,’ the brain grows by sparking neurons and building bridges within the brain. This basically means we are working out the brain like a muscle to help it expand and be stronger. Our students all participated in this with a challenging math/logic puzzle. The students worked hard and discovered that problems can be solved using various strategies in a collaborative way.

This past month we celebrated mistakes and what opportunities they offer us by reading the book Beautiful Oops by Barney Saltzberg. The students were given an ‘oops’ splatter and asked to turn this splatter into a unique piece of art. The students took on this challenge and turned their splatter into ice cream cones, animals, microphones and more. Check out the bulletin board as you enter the school by the main office main hallway.

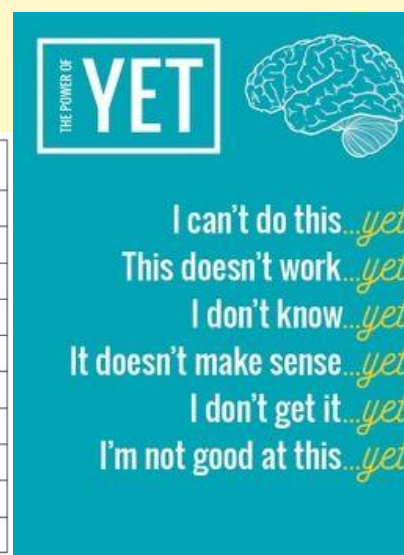
Check out other resources below on how to build a growth mindset with your child at home as they engage in ‘productive struggle’ and making mistakes. Also check out the Growth Mindset section the principal’s page of the school website <https://www.smores.com/0mmjd> for more videos our students have watched and learned from.



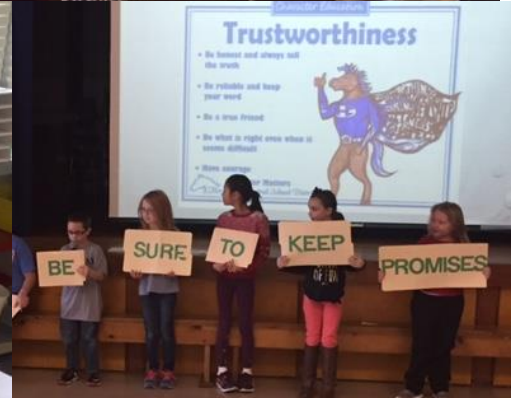
Online Version:
Click here to take you to a video of the book being read!




INSTEAD OF.....	TRY THINKING....
I'm not good at this	What am I missing?
I give up	I'll use a different strategy
It's good enough	Is this really my best work?
I can't make this any better	I can always improve
This is too hard	This may take some time
I made a mistake	Mistakes help me to learn
I just can't do this	I am going to train my brain
I'll never be that smart	I will learn how to do this
Plan A didn't work	There's always Plan B
My friend can do it	I will learn from them



Snapshots of Learning in February at Gardner Road!



Talent Show 2017



"We Succeed Because The Stars Lead!"

CHARACTER

O In February, 294 students (72%)
R earned a character award for
N demonstrating Trustworthiness in our
E school. We launched the month
R taking self-reflection quizzes on how
we are trustworthy at school and at
home.

March's Trait is:

Character Education

Respect

- Treat other people the way you want to be treated
- Listen to what other people have to say
- Be accepting of others
- Be kind and courteous



Character Matters
Horseheads Central School District

Horseheads Central School District

Our Mission

"Quality Education for All"

The Mission of the Horseheads Central School Community is to provide a quality education for all within a nurturing environment, which promotes excellence, growth, and a sense of civic responsibility.

Our Vision

We, the Horseheads School Community, want a district that:

- is nurturing and responsive.
- strives for balance in a supportive, safe, encouraging environment.
- recognizes the need for continual improvement in an ever-changing world.
- has a clearly defined focus on learning outcomes, collaboration, and support systems.
- creates an environment within which everyone can thrive and achieve his/her highest potential.

Our Beliefs

We believe:

- everyone can achieve his/her highest potential.
- trust is essential for growth.
- learning is cooperative.
- programs are inclusive.
- success will be nurtured and expected.
- learning is performance-based.
- decisions are data-based.
- responsibility, respect, and results guide our every effort.



Exit Outcomes

The Horseheads Central School graduate will be ...


- a life-long learner
- a caring, productive citizen
- an effective communicator
- a creative problem-solver
- a quality decision-maker
- a healthy, well-rounded person

Substitutes Needed:

The Horseheads Central School District is seeking applications for substitute teachers, bus drivers & substitute teaching assistants. For information, please visit:
<http://www.horseheadsdistrict.com/subteach.html>
Human Resources Office: 739-5601, x4211
e-mail: hcsdinfo@horseheadsdistrict.com



We are looking forward to Rafe Martin visiting our school on April 7, 2017 as this year's special author. He has written popular book's like [The Rough Face Girl](#). Visit his website at www.rafemartin.com for more information. More details coming home soon!



The Horseheads Central School District offers educational programs without regard to actual or perceived race, color, weight, national origin, ethnic group, religion, religious practice, disability, sex, sexual orientation, or gender (including gender identity and expression). Inquiries regarding this notice may be made to Judy Christiansen, Title IX and DASA Coordinator, or Kim Williams, Section 504 Coordinator, Horseheads Central School District, One Raider Lane, Horseheads NY 14845, (607) 739-5601.

The Dignity Act Coordinator (DAC) for Gardner Road Elementary is Patrick Patterson. Complaints regarding discrimination, harassment, or bullying of any student should be referred to Patrick Patterson at (607) 739 – 6347. The Dignity Act Coordinator for the Horseheads Central School District is Judith Christiansen. Mrs. Christiansen may be reached at One Raider Lane, Horseheads, NY 14845, 607-739-5601, x4211.



HORSEHEADS SCHOOL DISTRICT - GRADES PK-4TH



March

2017

AVAILABLE DAILY

- PBJ Sandwich
- Chef Salad w/Bread Choice
- Yogurt w/Bread Choice
- Hummus w/Veggies, Chips & Bread
- Tossed Salad
- Fresh Vegetables
- Fruit Cups
- Fresh Fruit
- 100% Fruit Juice
- Chilled Milk
- Bread Choice = Breadstick, Soft Pretzel or Bagel

ALL BREAD PRODUCTS ARE WHOLE GRAIN RICH

PRICING

Grades K-6	\$2.10
Grades 7th-12th	\$2.35
Broad Horizon K-8th	\$2.10
Broad Horizon 9-12th	\$2.35
Reduced	\$0.25
Breakfast	\$1.25
Milk	\$0.75
Snacks	\$0.75
Adult Lunch	\$3.95

POWER UP WITH SCHOOL BREAKFAST!


Check out the Breakfast Menu on the district website or contact the food service cafeteria to have one sent home with your student.







THIS DISTRICT IS AN EQUAL OPPORTUNITY EMPLOYER & PROVIDER


Monday	Tuesday	Wednesday	Thursday	Friday
<p>Contact Us if you have any questions, comments or concerns. We can be reached at (607) 739-5601 ext. 3671 or Email: sblunt@gstbooces.org</p>	<p>PARENTS & STUDENTS: Please take our Healthy Kids Lunch Room Survey found on the district website! See the back of the menu for details!</p>	<p>¹ Baked Mozzarella Sticks & Marinara Sauce w/Parmesan Pasta Egg Salad Sandwich Golden Sweet Corn Cinnamon Applesauce Jello</p>	<p>² Pizza Dunkers w/Marinara Sauce Buffalo Wrap Baked Beans Fresh Baby Carrots</p>	<p>³ Toasted Cheese Sandwich Sloppy Joe on a Bun Hot Tomato Soup Green Beans</p>
<p>⁶ Chicken Smackers w/Bread Tuna Salad Sub Sweet Potato Fries</p>	<p>⁷ Meat or Bean Nacho Grande Turkey Club Wrap Refried Beans Golden Sweet Corn</p>	<p>⁸ Chicken & Orange Sauce w/Rice Hot Ham & Cheese Melt Green Beans Homemade Fruit Crisp</p>	<p>⁹ Pepperoni Pizza Cheese Pizza Southwest Taco Salad Fresh Baby Carrots</p>	<p>¹⁰ CONFERENCE DAY NO SCHOOL</p>
<p>School Breakfast Week is March 6th - 10th!! Come Check out what your school cafeteria has to offer!!</p>				
<p>¹³ Cheeseburger on a Bun Cheesy Veggie Burger on a Bun Hot Dog on a Bun Sweet Potato Fries Baked Beans</p>	<p>¹⁴ Pasta w/Meatsauce & Cheese Pasta w/Marinara Sauce & Cheese Chicken Caesar Salad w/Bread Choice Steamed Broccoli Florets</p>	<p>¹⁵ French Toast Sticks w/Sausage Ham & Cheese Sub Seasoned Potato Wedges Fruity Jello w/Whipped Topping</p>	<p>¹⁶ Pizza Dunkers w/Marinara Sauce Turkey Club Wrap Sunset Sip Juice Golden Sweet Corn</p>	<p>¹⁷ Homemade Macaroni & Cheese w/Bread Fish Treasures w/Bread Green Beans</p>
<p>²⁰ Chicken Patty on a Bun Italian Meatball Sub Sweet Potato Fries</p>	<p>²¹ Meat or Bean Walking Taco w/Mexican Rice Chicken Ranch Wrap Refried Beans Green Beans</p>	<p>²² Hot Turkey & Gravy w/Bread Egg Salad Sandwich Mashed Potatoes w/Gravy Steamed Broccoli Florets Homemade Fruit Crisp</p>	<p>²³ Pepperoni Pizza Cheese Pizza Southwest Taco Salad Fresh Baby Carrots</p>	<p>²⁴ Baked Mozzarella Sticks & Marinara Sauce BBQ Pork Rib on a Bun California Blend Vegetables</p>
<p>²⁷ Chicken Smackers w/Bread Ham & Cheese Sub Sweet Potato Fries</p>	<p>²⁸ Pasta w/Meatsauce & Cheese Pasta w/Marinara Sauce & Cheese Chicken BLT Salad w/Bread Choice Steamed Broccoli Florets</p>	<p>²⁹ Baked Mozzarella Sticks & Marinara Sauce w/Parmesan Pasta Egg Salad Sandwich Golden Sweet Corn Cinnamon Applesauce Jello</p>	<p>³⁰ Pizza Dunkers w/Marinara Sauce Buffalo Wrap Baked Beans Fresh Baby Carrots</p>	<p>³¹ Toasted Cheese Sandwich Sloppy Joe on a Bun Hot Tomato Soup Green Beans</p>



Gardner Road Elementary School



Mon		Tue		Wed		Thu		Fri	
<p><u>Character Education Monthly Focus: Respect</u></p> <ul style="list-style-type: none"> - Show respect for the Earth. - Point out and praise children for showing respect. - Complete the Kindness Challenge! 				<p>1 Day 1</p> <p>Fox in Socks Day: Wear silly or mismatched socks</p> 		<p>2 Day 2</p> <p>Cat in the Hat Day: Wear Strips or a hat</p> 		<p>3 Day 3</p> <p>The Sleep Book Day: Wear your Pajamas or comfy clothes</p> 	
<p>6 Day 4</p> <p>4th Grade Swim Unit Begins during PE Class</p>		<p>7 Day 5</p> 		<p>8 Day 6</p>		<p>9 Day 1</p> <p>BOE Budget Workshop—Erin Town Hall 6:00 PM</p>		<p>10 No School</p> <p>Superintendent's Conference Day</p>	
<p>13 Day 2</p>		<p>14 Day 3</p>		<p>15 Day 4</p>		<p>16 Day 5</p>		<p>17 Day 6</p>	
<p>20 Day 1</p> <p>4th to 5th Presentation and Open House MS Café 6:00 PM</p>		<p>21 Day 2</p> <p>UPK Registration 9:00-2:00 HS—Ed Support Special Olympics—Crystal Lanes</p>		<p>22 Day 3</p> <p>UPK Registration 4:00-7:00pm HS—Ed Support</p>		<p>23 Day 4</p> <p>BOE Meeting—HS MMC 6:00 PM</p>		<p>24 Day 5</p> <p>GRPTO Bowling Night 6:30</p> 	
<p>27 Day 6</p>		<p>28 Day 1</p> <p>NYS ELA Assessments 3rd & 4th</p>		<p>29 Day 2</p> <p>NYS ELA Assessments 3rd & 4th</p>		<p>30 Day 3</p> <p>NYS ELA Assessments 3rd & 4th</p>		<p>31 Day 4</p> <p>End of Marking Period 3</p>	



***GARDNER ROAD PTO MARCH 2017
NEWSLETTER***

***MARCH FAMILY FUN
NIGHT
BOWLING!!!***



Our March Family fun night will be held right at Gardner Road Elementary School. The date of the event is March 24th, and will start at 6:30 p.m. This is one of our favorite events of the year. Bowling lanes will be set up in the wings and the gymnasium. Please come and enjoy a night of bowling with your family and friends!!!

**No School:
March 10th –
Superintendent’s
Conference Day**

**Bowling Night:
March 24th at
6:30 p.m. Gardner
Road School**

**NYS ELA Exam:
March 28 - 30**

**No PTO meeting
scheduled for
March. See you on
April 18th**

PTO BOARD:

President: Jenny McKenzie
Vice President: Jennie Fisk
Treasurer: Jen Hourihan
Secretary: Amy Crandall

pto.gardnerroad@gmail.com

Gardner Road PTO Presents:

BOWLING!!!

**Friday, March 24 at 6:30 p.m.
Gardner Road Elementary**



We would like to invite you to the March Family Fun Night event. This is one of the student's favorites. There will be bowling set up in the wings and in the gymnasium. There is no charge for this event, and it is one the whole family can participate in.



Program and food
provided by:

foodbank
of the Southern Tier

The Food Bank of the Southern Tier works in partnership with your child's school to offer the **BackPack Program™** which provides a **free** bag of non-perishable food to students when school meals are not available on weekends and during breaks.*

This program runs throughout the 2016-2017 school year.

**Please note, there may be a waiting list due to a limited number of slots available at each school. The food will be distributed in a plastic shopping bag, not a backpack.*

For more information on enrolling your student(s) contact your school's BackPack Site Coordinator:

Reading Connection

Tips for Reading Success

Beginning Edition


Book Picks



Read-aloud favorites

■ *Biblioburro: A True Story from Colombia* (Jeanette Winter)

What if the library came to your neighborhood on the back of a donkey? This is the



true story of a Colombian school-teacher's traveling library, which brought books to children in remote villages. (Also available in Spanish.)

■ *Dragons Love Tacos* (Adam Rubin)

When a little boy discovers that dragons like to eat tacos, he decides to host a taco party for them. But if a fire-breathing dragon accidentally gets a bite of spicy salsa, look out! A silly

story about a dragon party that turns into a disaster.

■ *Just a Second* (Steve Jenkins)

In just 1 second, a bumblebee flaps its wings 100 times and the earth travels 18½ miles. This nonfiction book will help your child think about time in fascinating ways. She'll also discover different methods of measuring time.

■ *Bedtime Is Canceled* (Cece Meng)

Maggie and her brother write their parents an official-looking note: "Bedtime is canceled." Somehow, the note blows out the window, lands in a newspaper office, and ends up in a headline. Soon, bedtime really is canceled, and exhausted children quickly discover the importance of sleep.



Time for a story

Want to spend time with your youngster, build her reading skills, and help her learn to love books? You can do all three when you read aloud to her. Here are some suggestions.

Read regularly


Try to read to your child every day. You might aim for 10–15 minutes of bedtime reading for a peaceful end to the day. Bring along a book, and read to her during a sibling's sports practice. Or curl up together with a book when you get home from work.

Take turns choosing books

Your youngster may want to hear old favorites again and again. Use your turn for new titles and variety (nonfiction, poetry).

Let her participate

Ask your child to turn the pages while you read. Also, she can finish sentences that rhyme or fill in words she knows.



Go slowly so she has time to understand the story and look at the illustrations. She'll enjoy read-aloud time more if she plays an active role.

Be playful

You can use different voices for different characters (a high, squeaky voice for a mouse or a deep, booming voice for a horse). Or substitute your youngster's name for the main character's name, and use family members' names for other characters. *Note:* You don't have to be an expert reader—your child will love it when you read aloud because it's *you*.♥

Writing that makes sense

When a child first learns to write, his stories may not always make sense to others. Help his writing flow logically with these two ideas.

1. Even if your youngster isn't writing sentences yet, he can tell you stories. As he describes the new class pet or something funny that happened at lunch, you can jot down his tale.

He'll practice relating events in a logical order, and that can help when he puts his thoughts and ideas down on paper himself.

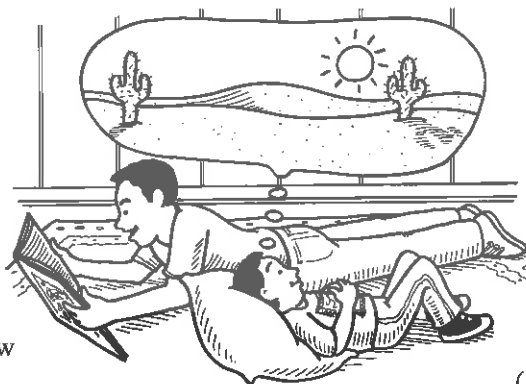
2. Let your child read his stories to you. Ask questions to encourage him to add information ("What did you do with your friends at recess?") or to clear up a confusing part ("Who said, 'Let's go home'—you, or your brother?").♥



Read between the lines

Learning to infer, or “read between the lines,” is one key to good reading comprehension. Consider these tips for helping your youngster make inferences when he reads.

Describe the setting. Pick a book, and read a few sentences to your child (without him looking). Leave out words that name the setting. *Example:* “Sand stretched in all directions...cacti dotted the landscape.” Can he infer where the story is set? If he isn’t sure, give him a hint. (“Where do you see lots of sand and cacti?”)



Look for lessons. Fables are great for reading between the lines. Read one by Aesop, and help your youngster figure out the lesson. For instance, *The Tortoise and the Hare* teaches that even if you’re slow, you can win if you just keep going. Have your child point out parts that he used to make his inference. (“The tortoise never stopped, and he took one good step after another.”)


Use prompts. Questions that start with “Why do you think...?” or “How do you know...?” can encourage your youngster to infer. You might ask why he thinks a character behaved the way he did or how he knows it’s going to snow. Together, look for clues in the book that may help him answer the questions.♥



Wordplay

Use these activities to build your child’s phonemic awareness—her ability to hear sounds in words:

- Choose a three-letter word, such as *cap*. Have your youngster substitute different beginning sounds from the alphabet to make new words (*lap, map, nap, rap, sap, tap, zap*). How many can she think of?



- Pick a long word, and tell her to clap once as she says each syllable. For *mozzarella*, she would clap four times: *moz-za-rel-la*.

- Ask your child to say a word without the first sound. *Example:* “Can you say *sit* without the *s*?” (*Answer: It*)

- Think of a word, and give your youngster a “sound” clue to figure it out. For instance, “I’m thinking of a word for something that you chew. The word has an *uh* sound in the middle.” (*Answer: Gum*)♥



Vocabulary boosters

A large vocabulary can turn your child into a better reader and writer. Try these everyday ways to help her learn new words.

Keep your ears open. When you and your youngster go places, point out words that people use. Maybe a waiter describes an *entree* or the dentist talks about *molars*. Encourage your child to figure out what they mean by the way they’re used.

Go beyond nouns. Help your youngster add verbs and adjectives to her vocabulary. Sports and games offer opportunities to use action words. Let your child hear you comment on the softball that *soars* or the runner who *sprints*. When she sends thank-you notes or greeting cards, suggest descriptive words (a *polka-dot* shirt, a *fantastic* birthday).♥



Build, read, and write!

My son James loves to play with blocks. At our parent-teacher conference last month, his teacher suggested that we use blocks to fit in extra reading and writing practice.

We found books about things he could make, such as castles, skyscrapers, and monuments, and I put them with his blocks for inspiration. At first, I thought he’d just look at the pictures, but he has started pointing

out facts that he reads, like how moats kept enemies away from castles. I also encouraged James to write signs to go with his buildings. When he made an airport, for example, he wrote “Tickets,” “Bags,” and “Taxi” on slips of paper and taped them to the blocks.

I’ve noticed that James’s buildings are more creative—and I’m happy that he’s reading and writing while he plays.♥



OUR PURPOSE

To provide busy parents with practical ways to promote their children’s reading, writing, and language skills.

Resources for Educators, a division of CCH Incorporated
 128 N. Royal Avenue • Front Royal, VA 22630
 540-636-4280 • rfeustomer@wolterskluwer.com
 www.rfeonline.com
 ISSN 1540-5648

Home & School CONNECTION[®]

Working Together for School Success

Gardner Road Elementary School
Mr. Patrick Patterson, Principal

SHORT NOTES



Picture this

Good readers form mental pictures as they read. To improve your child's comprehension, read a book without letting him see it. Then, ask him to guess what the illustrations look like. *Examples:* How are the characters dressed? Is the setting bright or gloomy?

Be there!

Regular attendance in elementary school sets up a good pattern for your youngster's entire school career. Show your child that school comes first by trying to keep days off for illnesses and family emergencies. Also, schedule routine doctor and dentist appointments for after school or over school breaks.

Line them up

Sometimes children get math problems wrong simply because they haven't lined up the numbers correctly. Try this: Have your youngster do problems on graph paper, using one box per number. Once she gets used to this system, she'll be able to transfer her lining-up skills to regular paper.

Worth quoting

"Kind words do not cost much. Yet they accomplish much." *Blaise Pascal*

JUST FOR FUN

Teacher: Name one important thing we have today that we didn't have 10 years ago.

Brian: Me!



Pitching in

Would you like your child to be more responsible, hardworking, and persistent? Here are ideas for working as a family to help your youngster develop these important traits.

A group approach

Thinking of herself as a "team player" can encourage your child to be responsible. Explain that your family operates as a team.

Everyone must play a part to get things done. *Example:* You take her shopping for her clothes and sports equipment. She chooses her outfit each morning and keeps track of her bat and glove.

Hard workers wanted

Your youngster probably has regular chores to do. You can motivate her to work extra hard by placing "want ads" on the refrigerator. Choose a challenging job, and offer a benefit. *Example:* "Wanted— a hardworking family member to clean



out a corner of the basement. Reward—a nice place for kids to play."

Sticking it out

Working toward small goals can make it easier to complete a big task. Perhaps your family room needs a fresh coat of paint. Write down the steps (move furniture and lay down drop cloths, prepare walls, roll paint on walls, paint trim). Tell your child you'll take a fun break after each step is done (go to the playground, take a bike ride).♥

Parent power

There are many ways you can support your youngster's learning and his school. Try these tips:

- Spend a few minutes every evening looking over handouts your child brings home. Fill out forms to return the next day.
- Tell your youngster's teachers if you can help them out at school or from home.
- Make sure teachers know you appreciate their efforts. From time to time, send a thank-you note or an email.
- Contact your child's teacher immediately if you see a problem. Working together will help your youngster succeed.
- Attend conferences, parent meetings, and school events regularly.♥



Standardized tests

Choose to do well

True or false: Standardized tests are tough. The answer depends on how prepared your youngster is. Consider these four steps to help him handle test week.

1. Explain that the tests will show how much he has learned. Encourage him to try his best, but don't put so much emphasis on the tests that he feels stressed.

2. Practice the test format. For example, your child might have to read a paragraph and answer questions. Using one



of his textbooks, have him look at the questions at the end of a section first and then read the passage. That will help him know what to read for and how to find the answers.

3. Limit activities the night before tests. You may want to avoid having guests for dinner, or let him skip his brother's

baseball game if it means being out late. Be sure your youngster gets to bed on time and sets an alarm for the next morning.

4. On test day, give him an energy-boosting breakfast. Try to include both protein (eggs, yogurt, milk) and carbohydrates (fruit, oatmeal, toast).♥


ACTIVITY CORNER

Paper bag city

Let your child create her own 3-D community. She'll practice map skills and learn about urban planning as she decides where to put the buildings in her town.

Materials: paper lunch bags, crayons or markers, newspapers, black construction paper, scissors, tape

Have your youngster think of buildings to include, such as a bank, a grocery store, a school, a library, and houses. She can make them by drawing doors, windows, and signs on flat bags. For every bag she decorates, have her stuff a second one with newspaper. Then, she should open each decorated bag and slide it over a stuffed bag so her "buildings" will stand up. For the roads, she can cut black construction paper into strips and tape them together.



Finally, have your child lay out her roads and arrange her buildings alongside them to make her very own town.♥

Q & A

Bullying: The bystander's role

Q: My child has been coming home from school upset because kids frequently pick on a classmate and never let her play with them. What advice should I give my daughter?

A: Tell your youngster that her classmate was being bullied—and that she may be able to help stop it!

There are several things she can do. If she feels safe, she could say something like, "That's not nice," and then ask the classmate to walk away with her. Or she might invite the child who is being bullied to join her in a game or school project.

Also, remind your youngster to report bullying to a teacher or other adult when she sees it. Let her know this is not tattling, but a way to help someone who is being hurt. You can explain: "Asking an adult to help a child who is being bullied is like asking the nurse to help a child with a scraped knee."♥



PARENT TO PARENT

Thinking games


Between school, errands, and activities, my family spends lots of time on the go. I decided to use some of it for "thinking games."

I taught my kids a game my parents used to play with me, called "Would You Rather?" I offer two options and ask which they prefer and why. For example, I might say, "Would you rather live near the beach or the mountains?"

My son came up with a game he named "Three Favorites." Someone picks a category (outfits, movies), and we all tell our top three

choices. My daughter thought of "What Doesn't Belong?" We take turns naming items and asking the others to explain which is the odd one out and why. The kids especially like this game because there can be more than one "right" answer. For example, when I named owl, ostrich, and eagle, my daughter said, "Ostrich, because it can't fly." My son's answer was, "Owl, because it hunts at night."

Now they want to play all the time. I'm glad because we're having fun—and they've gotten better at thinking through their ideas.♥



OUR PURPOSE

To provide busy parents with practical ideas that promote school success, parent involvement, and more effective parenting.

Resources for Educators, a division of CCH Incorporated
128 N. Royal Avenue • Front Royal, VA 22630
540-636-4280 • rfeustomer@wolterskluwer.com
www.rfeonline.com

ISSN 1540-5621